

# Roll, Slide, & Cover

## Roll, Slide, & Cover



**Lead and learn along the way!**

**Emily Bays**

**primarycompass@gmail.com**



**This is a partner game.**

## **Materials:**

**Game board**

**Dice**

**Colored chips - 1 color for each player**

## **Directions:**

**Choose a player to go first.**

**Take turns rolling the dice.**

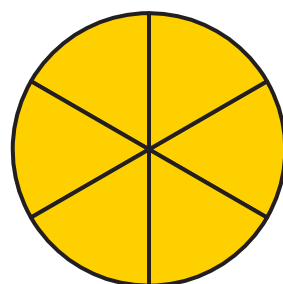
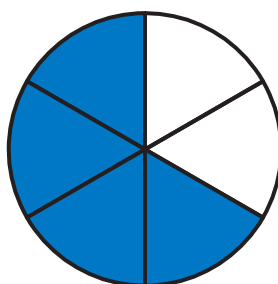
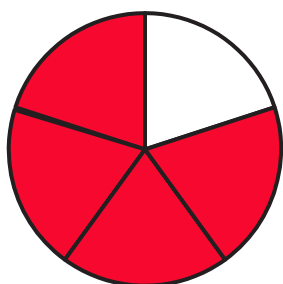
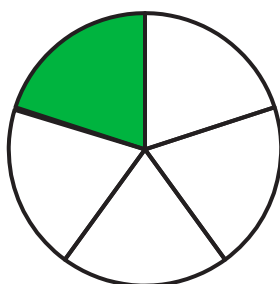
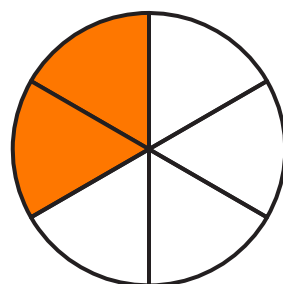
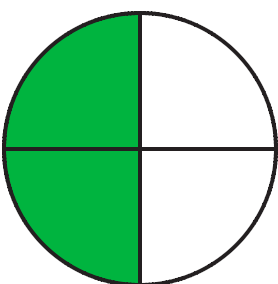
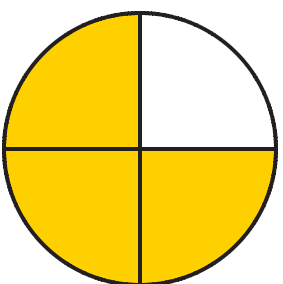


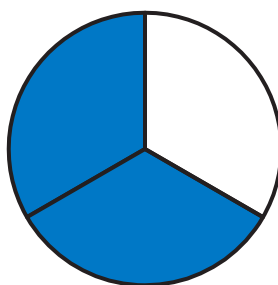
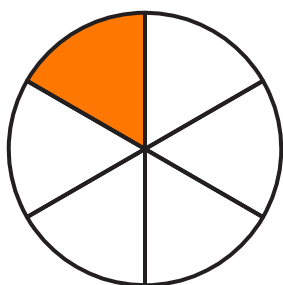
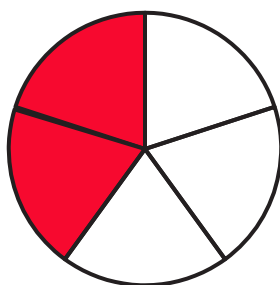
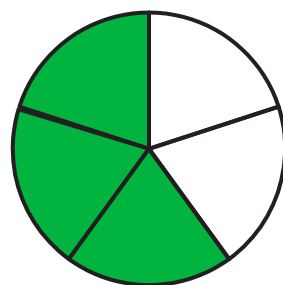
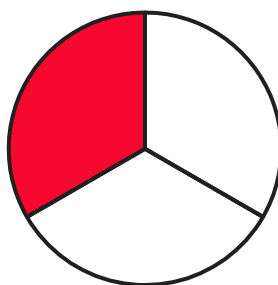

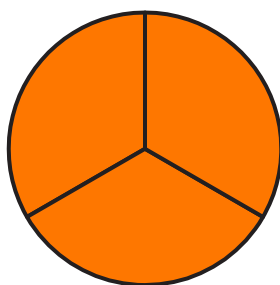
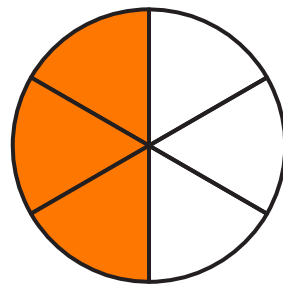
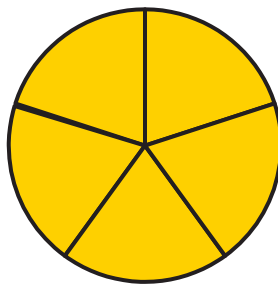
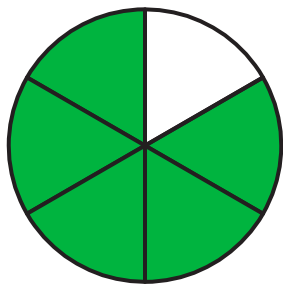
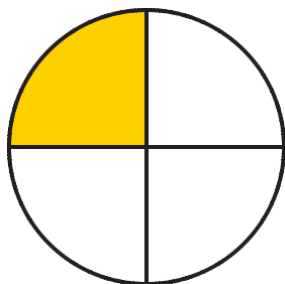
**Slide the dice together to make a fraction.**

**Cover the same fraction on the board.**

**If the fraction is already covered, the player misses a turn.**

**The winner is the player with the most fractions covered in the end.**

# Roll, Slide, & Cover



**Thank you!**

**Thank you for  
downloading this  
fraction game!**

**Copyright © 2014 Primary Compass**

**All rights reserved by author.**

**Permission to copy for single classroom use only.**

**Electronic distribution limited to single classroom use only.**

**Not for public display.**

**Graphics by Creative Clips**

**[www.teacherspayteachers.com/Store/Krista-Walden](http://www.teacherspayteachers.com/Store/Krista-Walden)**

**Clip art by The Hartmann Sparkle**

**[www.teacherspayteachers.com/Store/The-Hartmann-Sparkle](http://www.teacherspayteachers.com/Store/The-Hartmann-Sparkle)**